

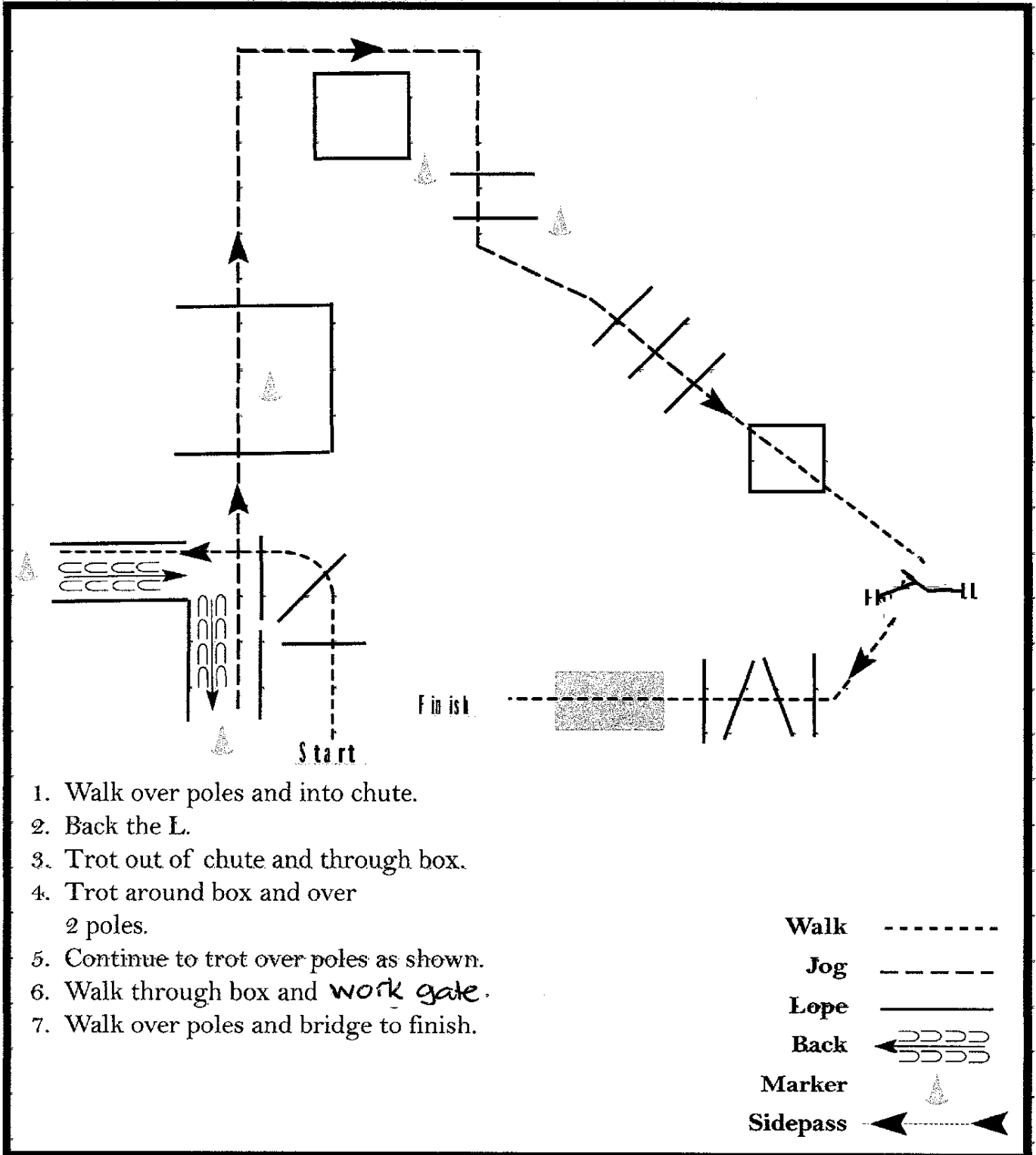
2024 NPHA Pre-Show

Trail (Led, EWD, Walk/Jog)

Show Date: 13-14 May 2024

www.HorseShowPatterns.com

www.HorseShowPatterns.com



1. Walk over poles and into chute.
2. Back the L.
3. Trot out of chute and through box.
4. Trot around box and over 2 poles.
5. Continue to trot over poles as shown.
6. Walk through box and *work gate*.
7. Walk over poles and bridge to finish.

Walk	-----
Jog	- - - - -
Lope	—————
Back	←←←←←
Marker	▲
Sidepass	←←←←←

[T/W/T-46]

Pattern Provided by:

Debra Howes

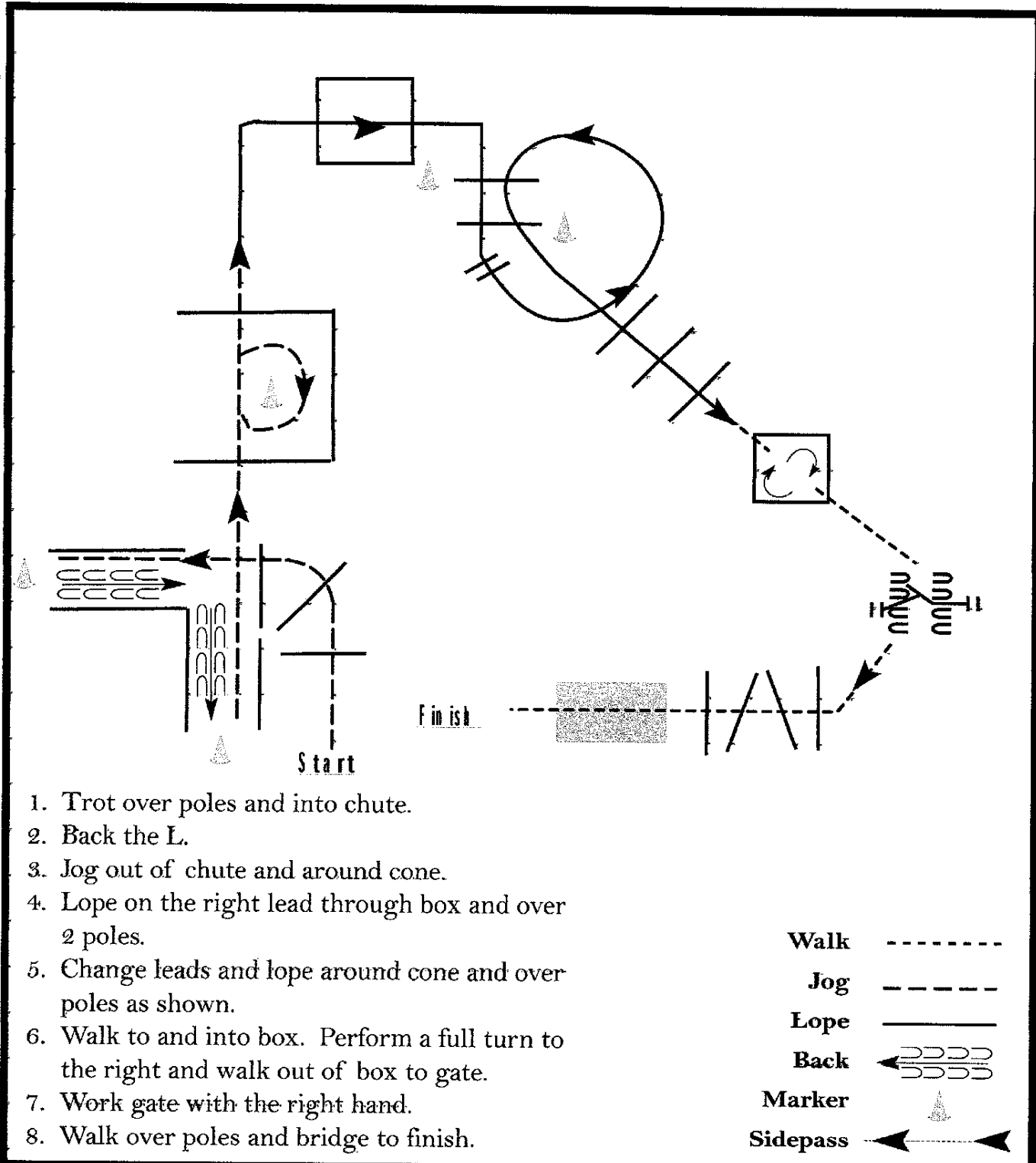
2024 NPHA Pre-Show

Trail (Snr Horse, Amateur, Jnr Horse, Select Amateur)

Show Date: 13-14 May 2024

www.HorseShowPatterns.com

www.HorseShowPatterns.com



1. Trot over poles and into chute.
2. Back the L.
3. Jog out of chute and around cone.
4. Lope on the right lead through box and over 2 poles.
5. Change leads and lope around cone and over poles as shown.
6. Walk to and into box. Perform a full turn to the right and walk out of box to gate.
7. Work gate with the right hand.
8. Walk over poles and bridge to finish.

Walk	-----
Jog	- - - - -
Lope	—————
Back	←←←←←
Marker	▲
Sidepass	←-----←

[T/3-46]

Pattern Provided by:
Debra Howes

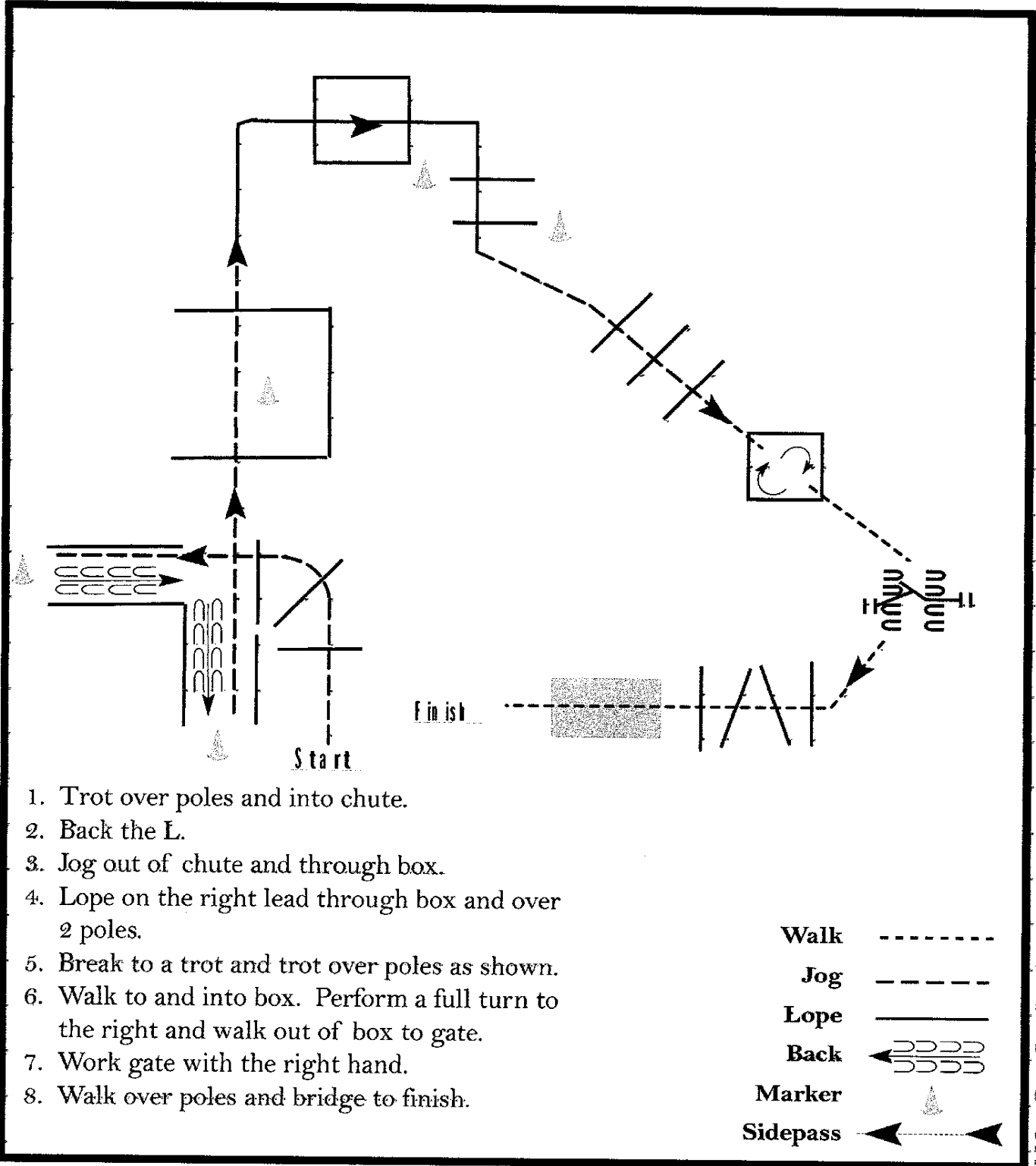
2024 NPHA Pre-Show

Trail (2yr, Youth, Novice Amateur, 3yr, Novice Youth, Novice Horse)

Show Date: 13-14 May 2024

www.HorseShowPatterns.com

www.HorseShowPatterns.com

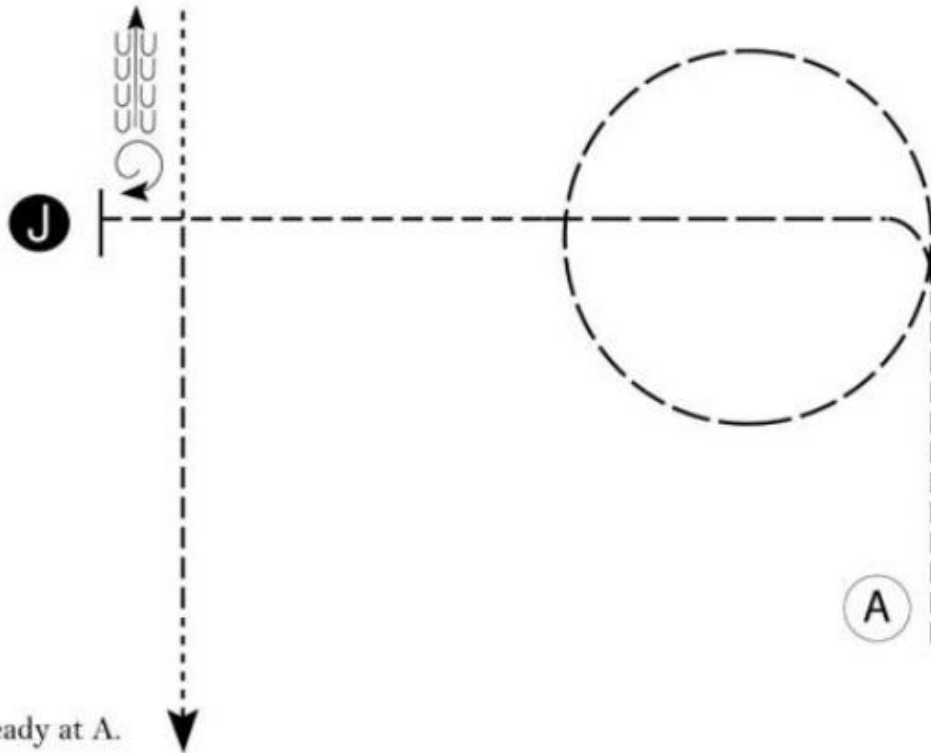


1. Trot over poles and into chute.
2. Back the L.
3. Jog out of chute and through box.
4. Lope on the right lead through box and over 2 poles.
5. Break to a trot and trot over poles as shown.
6. Walk to and into box. Perform a full turn to the right and walk out of box to gate.
7. Work gate with the right hand.
8. Walk over poles and bridge to finish.

Walk	-----
Jog	- - - - -
Lope	=====
Back	←←←←←
Marker	▲
Sidepass	←-----←

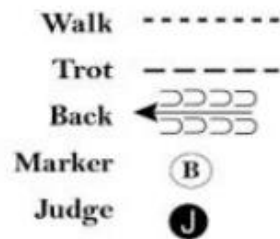
[T/2-46]

Pattern Provided by:
Debra Howes

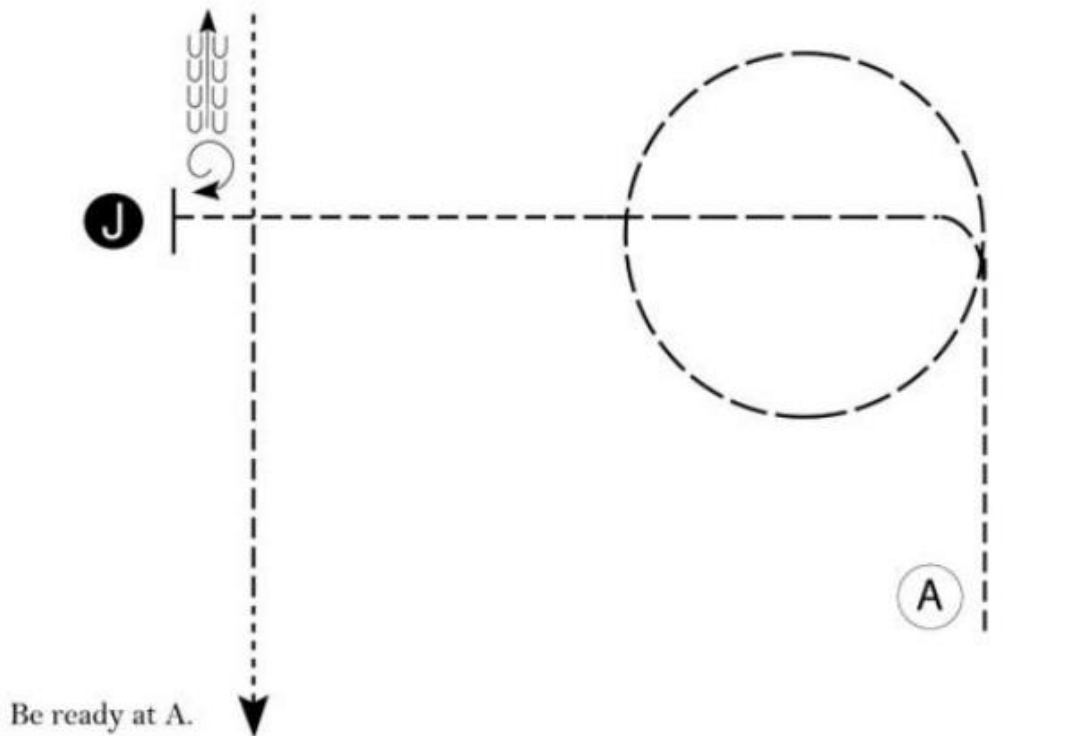


Be ready at A.

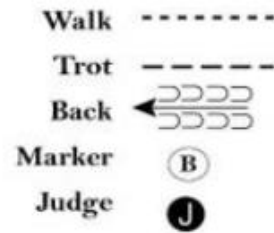
1. Trot a straight line until even with Judge.
2. Extend the trot in a circle then turn left and continue extended trot halfway to Judge.
3. Slow to a regular trot and continue to Judge.
4. Stop and set up for inspection.
5. Perform a 1 3/4 turn.
6. Back two horse lengths.
7. Walk until even with Judge.
8. Trot until even with A then walk. Pattern ends when you walk at the marker.



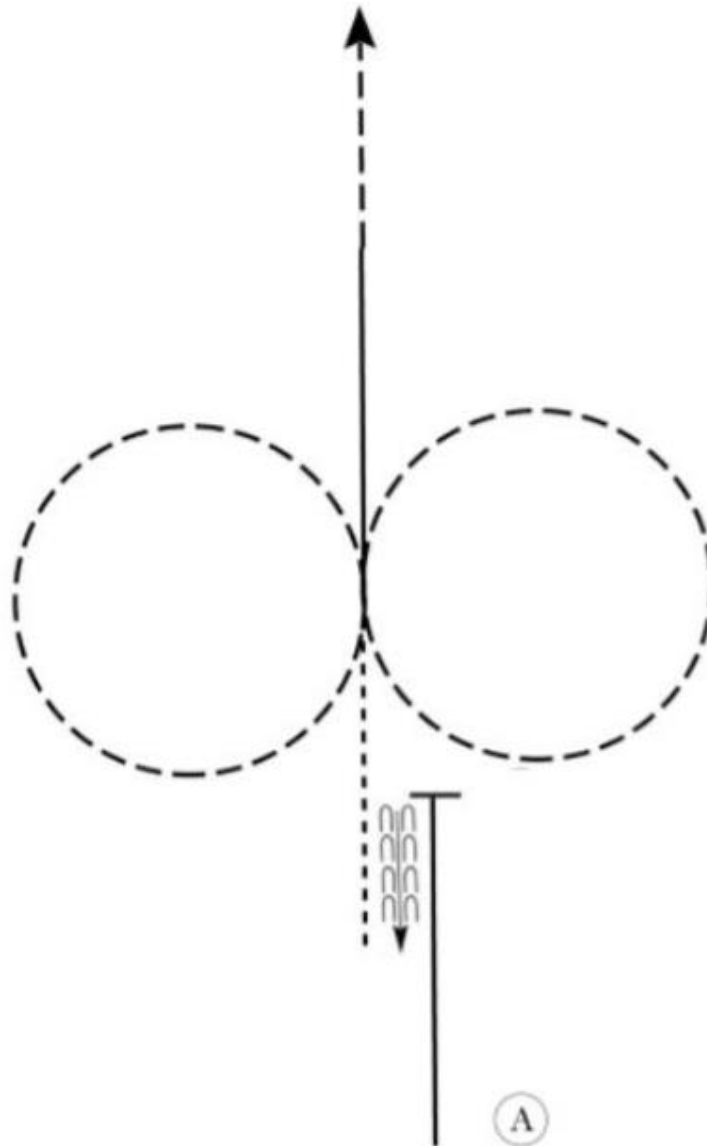
Showmanship – EWD and Novice Showmanship



1. Trot a straight line until even with Judge.
2. Extend the trot in a circle then turn left and continue extended trot halfway to Judge.
3. Slow to a regular trot and continue to Judge.
4. Stop and set up for inspection.
5. Perform a 3/4 turn.
6. Back two horse lengths.
7. Walk until even with Judge.
8. Trot until even with A then walk. Pattern ends when you walk at the marker.



Hunt Seat Equitation – Novice, Youth, Amateur and Select Amateur



Starting at cone A, Canter on the left lead

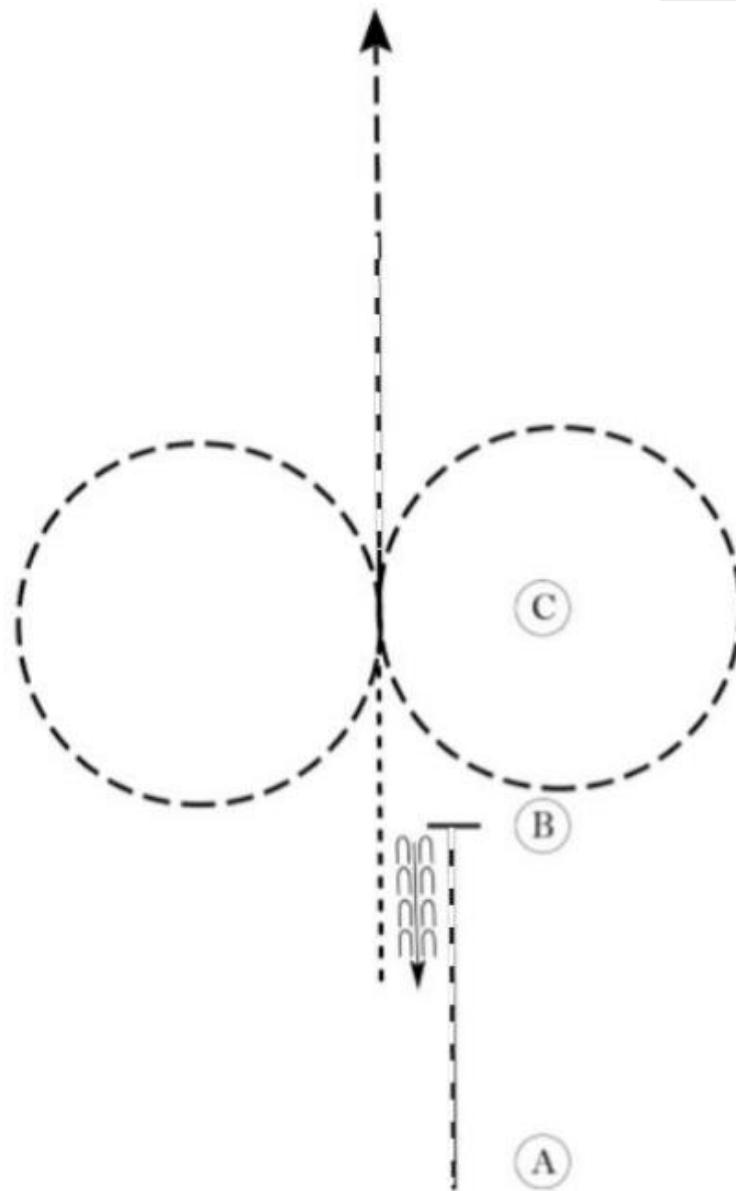
1/3rd of the distance through the pattern, Stop and Back 6 steps

Walk to the centre of your pattern.

At the centre of your pattern, trot a figure of 8 starting to the right.

At the completion of your trot circles, canter on the right lead

Break to a Trot, and Trot away.



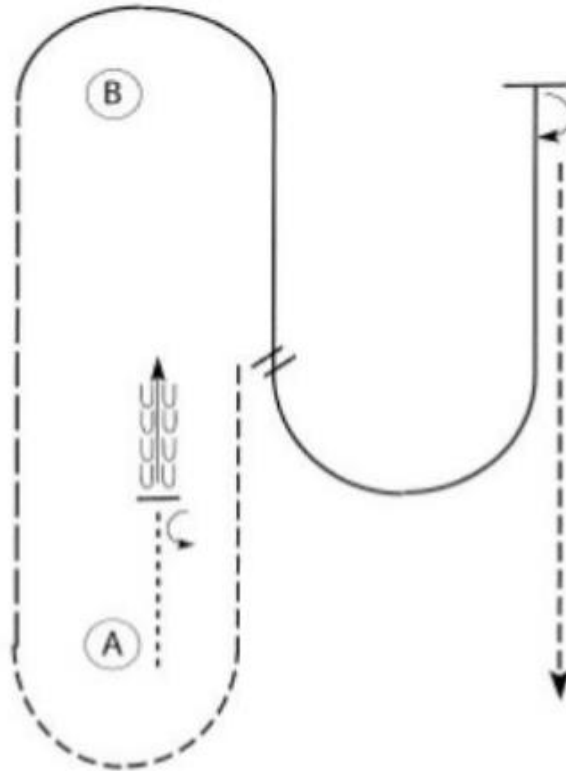
Starting at cone A, siting trot to B

At B, Stop and Back 6 steps

Walk to C

At C, trot a figure of 8 starting to the right.

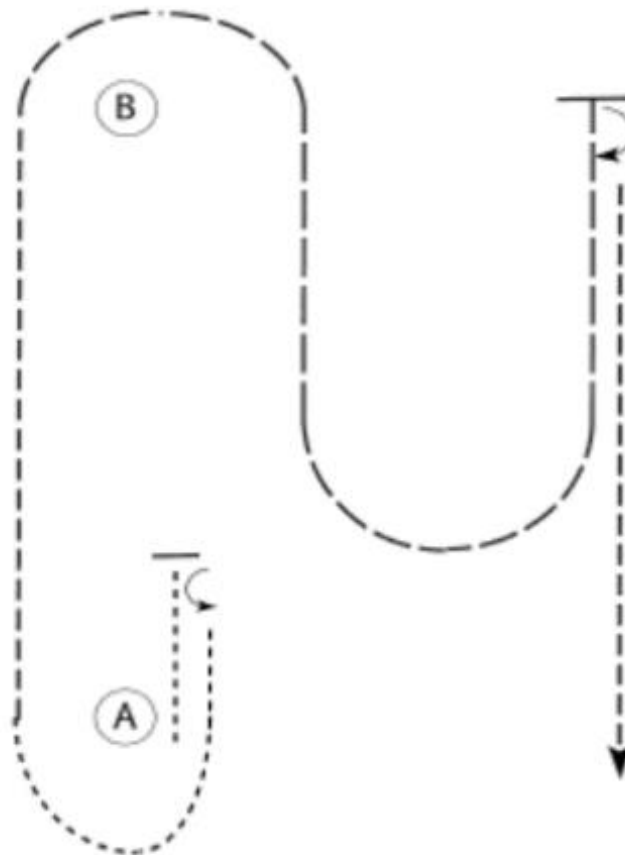
At C siting trot, and trot away



Be ready at A.

1. Walk approximately two horse lengths
Stop and perform a 1/2 turn left.
2. Back approximately two horse lengths then
jog to and around A.
3. Extend the jog to B.
4. Right lead lope around B and halfway to A.
5. Perform a lead change and lope a half circle
until even with B.
6. Stop and perform a 180 degree turn to the
right and jog to finish.





Be ready at A.

1. Walk approximately two horse lengths,
Stop and perform a 1/2 turn left.
2. Walk to and around A.
3. Jog to B.
4. Extend the jog as shown until even with B.
5. Stop and perform a 180 degree turn to the
right and jog to finish.

Walk - - - - -
Jog - - - - -
Extended Jog - - - - -

Back ← 33333
Marker (B)

Other Patterns:

Ranch Riding

- Open – Pattern 1
- All other Patterns – Pattern 3

Reining

- Open Reining – Pattern 1
- All Other Reining – Pattern 6

Western Riding

- Pattern 3